



SIMPLY  
TAB

## INTERIOR AND OUTDOOR SCREENS

# ONE NEED, ONE SCREEN FOR AN IMPACTFUL AND DYNAMIC COMMUNICATION.

SimplyTab offers a wide range of Android digital signage screens equipped with InSignage CMS and capable of running 24/7.

For an optimized content management system (CMS), all our screens are equipped with Wifi & USB port and can work with any other type of CMS.

## USE ANY DISPLAY TO BROADCAST YOUR CONTENT.



The Android 11 SimplyTab media player allows you to run InSignage CMS software on any non-Android display.



Compact  
aluminium  
format



HDMI, USB A, USB  
C, micro SD card,  
Mini DP, Audio  
ports



Wifi included



2GB RAM |  
8GB memory

MEDIA PLAYER ANDROID | SBOX

# INTERIOR DIGITAL SIGNAGE SCREEN | Specially designed for your indoor spaces

43'' | 49'' | 55''\*

**TOTEM | DST**

1080P FULLHD

Full HD screen designed to broadcast permanently in your closed space. Available in touch and non-touch versions.

- Integrated Wifi | Android 10
- Slim design
- From 350 to 800 cd/m<sup>2</sup>
- Anti-glare tempered glass

43'' | 49'' | 55''\*

**KIOSK | DSK**

1080P FULLHD

Full HD screen designed to be an interactive touch terminal allowing the user to navigate.

- Integrated Wifi | Android 10
- Infrared touchscreen
- 500 cd/m<sup>2</sup>
- Anti-glare tempered glass

32'' | 43'' | 50'' | 55'' | 65'' | 75''\*

**WALLMOUNT CLASSIC RANGE | DSWE2**

4K ULTRA HD

43'' | 49'' | 55''\*

**WALLMOUNT PREMIUM RANGE | DSWEM**

1080P FULLHD

**4K** 4K Screen

Integrated Wifi | Android 10

Integrated Wifi | Android 10

Infrared touchscreen

500 cd/m<sup>2</sup>

Plastic glass

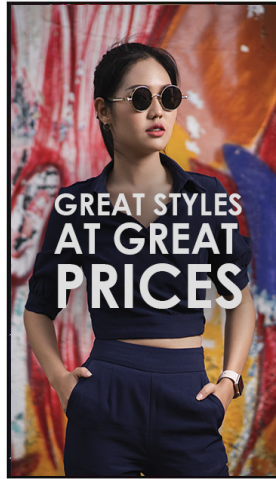
500 cd/m<sup>2</sup>

Anti-glare tempered glass

\*All the display sizes are available on demand



SHOWCASE & OUTDOOR DIGITAL SIGNAGE SCREEN | High brightnesses - 2500 to 3500cd/m<sup>2</sup>



49''\* | 55'' | 65'' | 75''\*

WALLMOUNT SCREEN SPECIAL SHOWCASE | DSWM

Specially designed to be placed in a window and thanks to its new technology LCD High TNI, it resists to high temperatures (up to 105°). It can be used vertically and horizontally.

\*49'' in FHD



Integrated Wifi | Android 11



zZZ Quiet cooling system



3000 cd/m<sup>2</sup> with automatic adjustment



Polarized anti-reflective glass



High TNI LCD screen



Metal frame



55''\*



WALLMOUNT - OUTDOOR | DSOW

Full HD screen specially designed for outdoor display. It has an IP56 protection (protects against dust and high water levels) as well as LCD High TNI technology.



Integrated Wifi | Android 9



Dust & high pressure water resistant



zZZ Quiet cooling system



Anti-glare tempered glass



2500 cd/m<sup>2</sup>



High TNI LCD screen

Specially designed for outdoor display. It has an IP55 protection (protects from dust and water jets). Door opening secured by a double locking system.



4K screen | Android 11



Dust & low pressure water resistant



zZZ Quiet cooling system



Anti-glare tempered glass



3000 à 3500 cd/m<sup>2</sup>



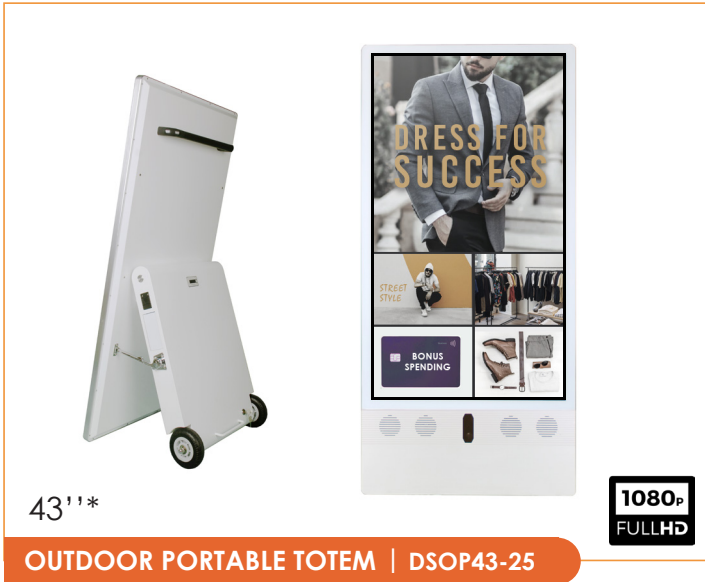
Available in capacitive touch version.

55' | 65'' | 75'' | 86''\*



OUTDOOR TOTEM | DSOTB

## SHOWCASE & OUTDOOR DIGITAL SIGNAGE SCREEN | High brightnesses - 2500 to 3500cd/m<sup>2</sup>



Full HD portable screen designed for a self-contained outdoor display thanks to its IP65 protection (sealed against dust and large amounts of water) and has a battery life of 14h.



Integrated Wifi |  
Android 10



Dust & high  
pressure  
water resistant



zzz Quiet cooling  
system



Anti-glare  
tempered glass




2500 cd/m<sup>2</sup>



Battery of  
50,000mah

## YOUR CUSTOMIZED PROJECTS



## FOR ANY PARTICULAR PROJECT, OUR TEAMS ARE AT YOUR DISPOSAL.

- Large-scale projects
- Mix and match: screen and support (totem, kiosk, wallmount, screw up-down)
- Requests for special sizes
- Double-sided screen
- LED Wall